

## GEMINI SEA FOOD LIMITED

### UN-AUDITED STATEMENT OF FINANCIAL POSITION AS AT 31 DECEMBER, 2021


<u>Particulars</u>	<u>Note</u>	31/12/2021 <u>Taka</u>	30/06/2021 <u>Taka</u>
<b><u>ASSETS</u></b>			
<b>Non-Current Assets</b>		<b>76,903,765</b>	<b>77,315,088</b>
Property, Plant & Equipment	3.00	76,793,118	77,194,792
Intangible Assets	4.00	110,647	120,296
<b>Current Assets</b>		<b>488,853,262</b>	<b>438,509,669</b>
Inventories	5.00	262,519,830	261,064,633
Advances, Deposits & Pre-payments	6.00	129,347,954	125,831,039
Bills Receivable	7.00	39,021,482	2,078,272
Cash & Cash Equivalents	8.00	57,963,996	49,535,725
<b>Total</b>		<b>565,757,027</b>	<b>515,824,757</b>
<b><u>EQUITY &amp; LIABILITY</u></b>			
<b>Shareholders' Equity</b>		<b>28,425,797</b>	<b>4,386,178</b>
Share Capital	9.00	46,963,120	46,963,120
Retained Earnings	10.00	(18,537,323)	(42,576,942)
<b>Non-Current Liabilities</b>		<b>5,500,010</b>	<b>5,984,204</b>
Deferred Tax Liabilities	11.00	4,784,500	4,926,510
Long Term Loan- Non current Maturity	12.00	-	-
Lease Liability- Non current Maturity	13.00	715,510	1,057,694
<b>Current Liabilities</b>		<b>531,831,220</b>	<b>505,454,375</b>
Long Term Loan-Current Maturity	12.00	2,315,667	3,045,000
Lease Liability-Current Maturity	13.00	943,740	943,740
Short Term Loan	14.00	490,235,789	478,045,984
Trading Liabilities	15.00	11,605,882	7,752,414
Liabilities for Expenses	16.00	7,390,992	7,883,732
Others Payable	17.00	1,629,143	772,603
Provision for Tax	18.00	15,716,113	6,558,789
Workers' Profit Participation Fund	19.00	1,993,894	452,113
<b>Total</b>		<b>565,757,027</b>	<b>515,824,757</b>
<b>Net Asset Value per Share</b>	29.00	<b>6.05</b>	<b>0.93</b>





(Firoz Alam)  
Chief Financial Officer



(AFM. Nazrul Islam)  
Company Secretary



(Kazi Nabil Ahmed)  
Director

(Kazi Inam Ahmed)  
Managing Director

(Ameenah Ahmed)  
Chairperson

**Dated: Dhaka**  
**26 January, 2022**

## GEMINI SEA FOOD LIMITED

### UN-AUDITED STATEMENT OF PROFIT OR LOSS AND OTHER COMPREHENSIVE INCOME FOR THE SECOND QUARTER ENDED 31 DECEMBER, 2021


<u>Particulars</u>	<u>Note</u>	01-07-2021 to	01-07-2020 to	01-10-2021 to	01-10-2020 to
		31-12-2021 (6 months)	31-12-2020 (6 months)	31-12-2021 (3 months)	31-12-2020 (3 months)
		<u>Taka</u>	<u>Taka</u>	<u>Taka</u>	<u>Taka</u>
Revenue	20.00	511,880,532	67,642,709	283,448,504	67,642,709
Cost of Goods Sold	21.00	431,569,353	69,526,321	235,154,485	63,496,458
<b>Gross Profit/(Loss)</b>		<b>80,311,179</b>	<b>(1,883,612)</b>	<b>48,294,019</b>	<b>4,146,251</b>
		16%		17%	6%
<b>Operating Expenses</b>		<b>24,081,557</b>	<b>12,396,672</b>	<b>14,063,104</b>	<b>7,348,511</b>
Administrative Expenses	22.00	10,752,968	10,950,034	5,540,313	5,901,873
Selling & Marketing Expenses	23.00	13,328,589	1,446,638	8,522,791	1,446,638
<b>Operating Income</b>		<b>56,229,622</b>	<b>(14,280,284)</b>	<b>34,230,915</b>	<b>(3,202,260)</b>
Other Income	24.00	724,286	185,643	544,569	185,643
Financial Expenses	25.00	24,576,503	20,812,726	12,492,938	10,623,195
<b>Net Profit/(Loss) before WPPF</b>		<b>32,377,405</b>	<b>(34,907,367)</b>	<b>22,282,546</b>	<b>(13,639,812)</b>
Contribution to Workers' Profit Participation Fund	26.00	1,541,781		1,061,074	
<b>Net Profit/(Loss) before Tax</b>		<b>30,835,624</b>	<b>(34,907,367)</b>	<b>21,221,472</b>	<b>(13,639,812)</b>
<b>Income Tax Expenses</b>	27.00	<b>6,796,006</b>	<b>2,272,115</b>	<b>4,714,442</b>	<b>1,596,128</b>
Current Tax	27.01	6,938,015	2,443,678	4,774,831	1,682,378
Deferred Tax	27.02	(142,010)	(171,563)	(60,389)	(86,250)
<b>Net Profit/(Loss) after Tax</b>		<b>24,039,618</b>	<b>(37,179,482)</b>	<b>16,507,030</b>	<b>(15,235,940)</b>
<b>Earnings per Share</b>	28.00	5.12	(7.92)	3.51	(3.24)



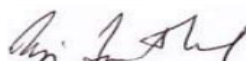
(Firoz Alam)  
Chief Financial Officer



(AFM. Nazrul Islam)  
Company Secretary



(Kazi Nabil Ahmed)  
Director



(Kazi Inam Ahmed)  
Managing Director



(Ameenah Ahmed)  
Chairperson


Dated: Dhaka  
26 January, 2022

**GEMINI SEA FOOD LIMITED**  
**UN-AUDITED STATEMENT OF CHANGES IN EQUITY**  
**FOR THE SECOND QUARTER ENDED 31 DECEMBER, 2021**


Particulars	Share Capital	Retained Earnings	Total
Balance as on 01-07-2021	46,963,120	(42,576,942)	4,386,178
Stock Dividend Issued	-	-	-
Net Profit/ Loss for the period		24,039,618	24,039,618
<b>Balance as on 31-12-2021</b>	<b>46,963,120</b>	<b>(18,537,323)</b>	<b>28,425,797</b>
Particulars	Share Capital	Retained Earnings	Total
Balance as on 01-07-2020	46,963,120	(45,957,603)	1,005,517
Stock Dividend Issued	-	-	-
Net Profit/ Loss for the period		(37,179,482)	(37,179,482)
<b>Balance as on 31-12-2020</b>	<b>46,963,120</b>	<b>(83,137,085)</b>	<b>(36,173,965)</b>



(Firoz Alam)  
Chief Financial Officer



(AFM. Nazrul Islam)  
Company Secretary



(Kazi Nabil Ahmed)  
Director



(Kazi Inam Ahmed)  
Managing Director



(Ameenah Ahmed)  
Chairperson

**Dated: Dhaka**  
**26 January, 2022**


**GEMINI SEA FOOD LIMITED**

**UN-AUDITED STATEMENT OF CASH FLOWS**  
**FOR THE SECOND QUARTER ENDED 31 DECEMBER, 2021**


<b><u>Particulars</u></b>	<b>01-07-2021 to 31-12-2021 (6 months) <u>Taka</u></b>	<b>01-07-2020 to 31-12-2020 (6 months) <u>Taka</u></b>
<b>Cash Flows from Operating Activities</b>		
Receipts from Customers & Others	474,937,322	84,177,241
Cash received from & others	724,286	185,643
Paid to Suppliers, Employees & Others	(448,750,055)	(68,828,920)
Interest Paid	(24,576,503)	(20,812,726)
Income Taxes Paid	(3,809,767)	(2,397,267)
<b>Net Cash Generated from Operating Activities</b>	<b><u>(1,474,717)</u></b>	<b><u>(7,676,029)</u></b>
<b>Cash Flows from Investing Activities</b>		
Acquisition of Property, Plant & Equipment	(1,215,300)	(15,301,910)
<b>Net Cash used in Investing Activities</b>	<b><u>(1,215,300)</u></b>	<b><u>(15,301,910)</u></b>
<b>Cash Flows from Financing Activities</b>		
<b>Long term loan</b>	(729,333)	1,530,000
Short Term Loan from/(Repayment)	12,189,805	37,545,720
<b>Finance Lease</b>	(342,184)	(567,168)
Inter Company	-	-
<b>Net Cash Generated from Financing Activities</b>	<b><u>11,118,288</u></b>	<b><u>38,508,552</u></b>
<b>Net Cash Increase in Cash &amp; Cash Equivalents</b>	<b>8,428,271</b>	<b>15,530,613</b>
<b>Cash &amp; Cash Equivalents at the Beginning of the period</b>	<b><u>49,535,725</u></b>	<b><u>24,770,024</u></b>
<b>Cash &amp; Cash Equivalents at the End of the period</b>	<b><u>57,963,996</u></b>	<b><u>40,300,637</u></b>
<b>Net Operating Cash Flows per Share</b>	30.00	<b>(0.31)</b> <b>(1.63)</b>



(Firoz Alam)  
Chief Financial Officer




(AFM. Nazrul Islam)  
Company Secretary



(Kazi Nabil Ahmed)  
Director



(Kazi Inam Ahmed)  
Managing Director



(Ameenah Ahmed)  
Chairperson

**Dated: Dhaka**  
**26 January, 2022**